



# Induction Buffet Line

**Faster Heat Up Time / Energy Efficient / User Friendly / Easy to Clean / Multiple Safety Features**

### Automatic Safety Shut-Off

If left on for more than 60 seconds without a pan, or with an incompatible pan, the unit will automatically shut off.

### Material Compatibility Detector

If the saucepan is not suitable for induction cooking, the power indicator light will not illuminate.

### Small Object Detector

The induction hob will not recognise utensils smaller than 50mm in diameter.

### Overheating Protection Device

If the temperature of the pan overheats, and remains too high for 60 seconds, the unit will shut off automatically with a short warning sound.



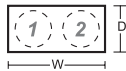
## Buffet Line

**New break through in buffet display concept for holding and warming.**

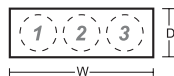
- On top of the basic advantages by using our induction hobs, the 2 heating zone to 4 heating zone line have various sizes of large & elegant ceramic glass top to cater for more chafing dishes at the same time and provide more choices to operator for food display & warming concept.
- User friendly touch pad digital keypad for easy monitoring of temperature control.
- Individual control for induction coils for energy saving.
- Remote type generator is much better in ventilation for controls and easy access to maintenance.
- Buffet Line available from 2 heating zones to 4 heating zones.



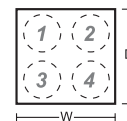
2 Heating Zones



3 Heating Zones



4 Heating Zones



	2 Heating Zones	3 Heating Zones	4 Heating Zones
<b>Model</b>	<b>BIB-2-2000N</b>	<b>BIB-3-2000N</b>	<b>BIB-4-2000N</b>
Dimension (W x D x H mm)	800 x 380 x 66	1180 x 400 x 66	800 x 760 x 66
Ceramic Glass Dimension (mm)	800 x 380 x 6 (thk.)	1180 x 400 x 6 (thk.)	800 x 760 x 6 (thk.)
Voltage (v/ph/Hz)	220~230/1/50~60	220~230/1/50~60	220~230/1/50~60
Power (kW)	2.0 x 2	2.0 x 3	2.0 x 4
Amps (A) / ph	9 x 2	9 x 3	9 x 4
Cut Out Opening - External (mm)	808 x 388	1188 x 408	806 x 766
Cut Out Opening - Internal (mm)	760 x 340	1140 x 360	756 x 716
Control Cut Opening - (units) WxH mm	(2) 120 x 58	(3) 120 x 58	(4) 120 x 58
Net / Gross Weight (kg)	23 / 28	30 / 40	35 / 45
<b>Remote Generator Model</b>	<b>BIB-2-GR</b>	<b>BIB-3-GR</b>	<b>BIB-4-GR</b>
S/S Generator Rack (W x D x H mm)	385 x 450 x 275	385 x 450 x 387.5	400 x 450 x 500
Net / Gross Weight (kg)	23 / 28	32 / 40	40 / 50
Control Cable length	1m (Standard) / Max 3m upon request		

Note: Other optional voltages can be supplied on special request.